




**ESTADO ANALITICO DEL EJERCICIO DEL PRESUPUESTO DE EGRESOS
CLASIFICACION ADMINISTRATIVA**


HUEYPOXTLA 0116

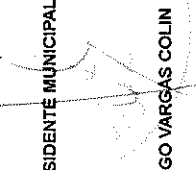
DEL 1 DE ENERO AL 31 DE DICIEMBRE DE 2020

	CONCEPTO	EGRESOS						SUB EJERCICIO
		APROBADO	AMPLIACIONES Y REDUCCIONES	MODIFICADO	DEVENGADO	PAGADO	6=(3-4)	
		1	2	3=(1+2)	4	5	6=(3-4)	
A00	PRESIDENCIA	33,040,557.38	-1,451,517.56	31,589,039.82	16,459,818.06	16,392,027.37	15,129,221.76	
A01	Comunicación Social	1,335,765.01	377,442.91	1,713,207.92	1,713,207.92	1,885,805.04	0.00	
A02	Derechos Humanos	342,984.04	64,168.48	407,152.52	394,707.30	394,707.30	12,445.22	
A03	Dirección General	1,805,214.51	-653,776.73	1,151,437.78	174,021.52	176,612.70	977,416.26	
B00	SINDICATURAS	1,063,980.96	-50,240.24	1,013,740.72	1,011,836.03	979,498.62	1,904.69	
C00	REGIDURIAS	8,552,467.20	177,678.39	8,730,145.59	8,726,781.59	8,726,781.59	3,364.00	
D00	SECRETARIA DEL AYUNTAMIENTO	3,819,674.93	-107,600.74	3,712,074.19	3,700,363.83	3,700,363.83	11,710.36	
E02	Informática	463,387.17	-4,702.20	458,684.97	458,684.97	458,684.97	0.00	
F00	DESARROLLO URBANO Y OBRAS PUBLICAS	68,607,918.27	840,826.46	69,448,744.73	68,755,714.28	56,734,752.55	693,030.45	
G00	ECOLOGIA	4,169,796.18	-172,753.81	3,997,042.37	2,009,491.24	2,009,491.24	1,987,551.13	
H00	SERVICIOS PUBLICOS	5,913,153.53	2,332,600.57	8,245,754.10	7,981,259.45	7,917,294.24	264,494.65	
H01	AGUA POTABLE	5,198,818.82	82,705.58	5,281,524.40	5,140,438.99	5,138,564.92	141,085.51	
I01	Desarrollo Social	5,391,063.84	-907,290.94	4,483,772.90	1,369,916.94	1,369,916.94	3,113,855.96	
J00	GOBIERNO MUNICIPAL	210,529.41	34,604.23	245,133.64	245,133.64	245,133.64	0.00	
K00	CONTRALORIA	633,177.57	18,276.05	651,453.62	651,453.62	651,453.62	0.00	
L00	TESORERIA	48,093,633.84	-683,677.07	47,409,956.77	44,235,921.70	44,062,237.94	3,174,035.07	
M00	CONSEJERIA JURIDICA	165,573.20	-15,912.16	149,661.04	149,661.04	149,661.04	0.00	
N00	DIRECCIÓN DE DESARROLLO ECONOMICO	888,749.20	-139,088.69	749,660.51	749,660.51	744,125.37	0.00	
O00	EDUCACIÓN CULTURAL Y BIENESTAR SOCIAL	3,545,648.66	-352,826.18	3,192,822.48	1,080,348.12	1,084,700.58	2,112,474.36	
P00	ATENCIÓN CIUDADANA	358,665.48	-38,561.27	320,104.21	320,104.21	320,104.21	0.00	
Q00	SEGURIDAD PUBLICA Y TRANSITO	12,150,638.43	1,218,682.44	13,369,320.87	13,029,167.28	13,029,167.28	340,153.59	
S00	UNIDAD DE INFORMACIÓN, PLANEACIÓN, PROGRAMACIÓN Y EVALUACIÓN	570,156.72	68,132.33	638,289.05	638,289.05	638,289.05	0.00	
T00	PROTECCIÓN CIVIL	3,472,450.65	-637,199.85	2,835,260.80	2,835,260.80	2,835,260.80	0.00	
	TOTAL DEL GASTO	209,794,005.00	0.00	209,794,005.00	181,831,261.99	169,444,634.84	27,962,743.01	

"Bajo protesta de decir verdad declaramos que los Estados Financieros y sus notas, son razonablemente correctos y son responsabilidad del emisor"


 SECRETARIO DEL AYUNTAMIENTO
 JOSE TORRES GONZALEZ


 TESORERO MUNICIPAL
 ONESIMO EDUARDO JARQUIN LOPEZ


 PRESIDENTE MUNICIPAL
 DIEGO VARGAS COLIN